

# Tanks & Vessels

Stainless Steel Limited can custom fabricate new tanks or modify existing tanks to meet your specifications. We are efficient in building tanks up to 12 ft. in diameter and up to 40 ft. long, fabricated to the following Feature/Options.

- ◆ Single Wall with Cone Bottom
- ◆ Double Wall with Jacket and Insulation
- ◆ Heat Transfer Surface
- ◆ Grind and Polish to Dairy Standards
- ◆ 304 or 316 Stainless Steel



12' Diameter x 25' High Cone Bottom Hopper on Semi-Trailer




Vacuum Vessel with Reinforcing Rings



Oval Manway



Insulated Double Wall Vessel with Floor Mount



Cone Bottom Vessel in progress - 14 GA Dimple Jacket



Water tank



2500 Gallon Single Wall Tank



Insulated Tank with Alcove

## Stainless Steel Ltd.

QUALITY CRAFTSMANSHIP - YOUR PLANT or OURS

5516 Lawrence 1140, Miller, MO 65707 Phone: 417-452-3312 or 888-452-3312 Fax: 417-452-3684 e-mail: [sales@stainlesssteelltd.com](mailto:sales@stainlesssteelltd.com)



# C.O.P. TANK with SAFETY LIFT BASKET

## FEATURES

- ◆ Lifts parts out of Hot Water
- ◆ Reduces Back Strain while loading parts
- ◆ Manual “up” locking device
- ◆ Air Operated basket, 800 Lb capacity
- ◆ Balance linkage to keep lift cylinders in unison



Fig 2. Lift Cylinder / linkage



Fig. 3 Safety Lock linkage



Fig. 1 Lift Basket mounted on C.O.P tank.  
Shown in “up” position

## OPTIONS

- ◆ Complete system available or buy lift basket to fit an existing C.O.P. Tank.
- ◆ Recirculation piping designed to fit your specific cleaning specifications.
- ◆ Steam injection ports designed to your specifications.
- ◆ Electrical control switch with interlock switch on manual lock linkage.
- ◆ Air filter, regulator, & Lubricator with OSHA lock out valve.
- ◆ All Stainless Steel “repairable” lift air cylinders



Fig. 4 Optional piping



Fig. 5 Basket “open end”



Fig. 6 Basket “closed end”

**Stainless Steel Ltd.**


QUALITY CRAFTSMANSHIP - YOUR PLANT or OURS



# Custom Fabricated Items

Stainless Steel Limited can fabricate almost anything you might need that is not readily available off the shelf. These items can give you a competitive advantage by fine tuning your production line to your specific needs. The photos shown are only a sample of our capabilities. Let us quote (or build) something for you today!

- ◆ 304 or 316 Stainless Steel
- ◆ No. 4 polish or 2-B finish
- ◆ Glass Bead or White Sand Blasted finish
- ◆ Blast finish available on very large items
- ◆ Welds ground and polished or “as welded” and buffed



## Stainless Steel Ltd.

QUALITY CRAFTSMANSHIP - YOUR PLANT or OURS



# Installation & Millwright Work

- ◆ Fabrication and Installation from one Source
- ◆ Labor and Equipment from one Source
- ◆ Jobs finished on time to Specification
- ◆ Full coverage Insurance for your protection


Stainless Steel Limited offers installation service in addition to custom fabrication. SSL is available for large, long term, projects or just a quick afternoon of setting something on your roof. Give us a call, you will like our response.



The project may be shipped by commercial carrier or delivered by our crew. Either way, we will arrive with the necessary equipment to meet your installation schedule.

SSL will install anything it builds. We are also experienced in installing sanitary tubing and air duct systems for the Food, Dairy, and Pet Food industry.

SSL also supplies support for your maintenance department. If A big weekend project is coming up, we can supply the man-power and equipment to make it happen on schedule.



## Stainless Steel Ltd.

QUALITY CRAFTSMANSHIP - YOUR PLANT or OURS

5516 Lawrence 1140, Miller, MO 65707 Phone: 417-452-3312 or 888-452-3312 Fax: 417-452-3684 e-mail: [sales@stainlesssteelltd.com](mailto:sales@stainlesssteelltd.com)



# Process Equipment

Stainless Steel Limited can fabricate custom processing equipment from your blue prints or ours. Let us build a solution to the processing problem that will give you a competitive advantage. Call or send us a sketch, we will be happy to give you a quotation.

- ◆ Meets USDA or FDA sanitation standards
- ◆ Grind & Polish to Dairy standards
- ◆ Glass Bead Blast available on large items



Inclined Auger with  
Feed Hopper



Cone Bottom Hopper



Single wall Process Vessel (#4 Finish)



Rectangle to Square Hopper



Polished Process Vessel

NOTE: We can give you a combination of Blasted finish on the outside and polished on the inside.



Square to Round Hopper



Wine Tank

## Stainless Steel Ltd.

QUALITY CRAFTSMANSHIP - YOUR PLANT or OURS



# Safety Shields

## For Sanitary “Wash Down” Locations Protects Employees from “HOT” Pipes

### PIPE GUARD FEATURES


- ◆ 304 Stainless Steel perforated metal
- ◆ Nylon insulator spacers (300 Deg F)
- ◆ Install or remove in seconds
- ◆ Can be cleaned with harsh chemicals

### OPTIONS

Standard lengths, 24” and 48” (Custom lengths available)  
Fits pipe and tubing 1” through 4” (Other sizes optional)  
PTFE (450 deg Temp) Insulator spacers (Special Order)

### HOSE STATION GUARD FEATURES

- ◆ Fits standard Strahman Mix Valve
- ◆ Installs in minutes on existing brackets
- ◆ 304 Stainless Steel perforated metal
- ◆ 7 GA Hose Rack support
- ◆ Positions hose rack away from hot pipes



**Stainless Steel Ltd.**

QUALITY CRAFTSMANSHIP - YOUR PLANT or OURS


# Super Clean Conveyors

## FEATURES:

- ◆ Formed Channel Frame
- ◆ Stainless Steel Frame Motors
- ◆ 7 GA formed Cross Members
- ◆ Heavy Duty “no bolts” Wear Bars
- ◆ Shaft Mounted Paint free Gearbox



## OPTIONS:

- ◆ Over Center Quick Release
- ◆ Belt Lift Cams for Cleaning
- ◆ Choice of Belting Styles & Mat’ls.
- ◆ Chain Drive
- ◆ No Hollow Member Design
- ◆ No Screw Adjustable Feet
- ◆ Stainless Steel Gearbox



Frame design has formed 7 GA cross members with pin & notch located Wear Bars that allows thermal expansion without warping.

SSL's over center Quick Release allows removal of “Wear Bars” without tools for quick and easy cleaning. Swaged Pivot Bearing with solid square shaft and can be disassembled by removing one Pin.



## Stainless Steel Ltd.


QUALITY CRAFTSMANSHIP - YOUR PLANT or OURS



# Traveling Drop Deck For "SAFE" Access to Tanker Manways

## FEATURES

- ♦ Air powered travel to align with Manway on Tanker.
- ♦ Operator can ride sliding Drop Deck so the alignment will be correct.
- ♦ 48" x 48" handrail loop around Tanker Manway.
- ♦ Handrail meets OSHA guidelines.
- ♦ Handrail remains level to catwalk regardless of truck height.
- ♦ Adjustable Air Springs to lift deck.
- ♦ Lock Lever to prevent deck from rising if operator steps from deck to tanker.
- ♦ All Stainless Steel construction.



Drop Deck shown in DOWN position


Detail of  
Lock Lever  
& Controls



Hand Rail Guide



Drop Deck shown  
in UP position



- ♦ Air Springs are adjustable from operator's position
- ♦ Plastic tubing to protect Tanker

## OPTIONS

- ♦ Catwalk and steps designed to fit your application.
- ♦ Fiberglass or stainless walkway surface.
- ♦ Sliding Drop Deck available with 48" to 84" horizontal travel.
- ♦ Vertical travel from down 15 degrees to up 65 degrees.



Air Springs & Slide

## Stainless Steel Ltd.

QUALITY CRAFTSMANSHIP - YOUR PLANT or OURS